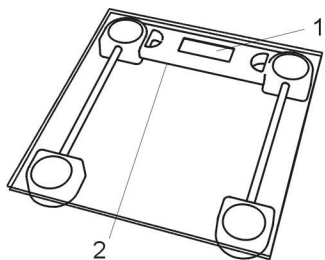


S013D

Fitness Scale



- 1. LCD Display
- 2. Battery Cover

Specifications:

Unit size: 280 (L) x 280 (W) x 35 (H) mm
 Maximum weight capacity: 160kgs / 352lbs
 Weight graduation: 0.1kg / 0.2lb
 Memory Positions: 01-04
 Battery: 2 x CR2032 lithium batteries
 Low battery indication and auto power off


Preparations:

1. Insert 2 x CR2032 lithium batteries properly in the battery box.
2. Select "kg" or "lb" unit from the battery box before weighing.
3. Put the scale on a flat and solid ground when weighing is carried out.

Operating Environment:

Lay the scale onto a firm and horizontal ground. During measurement, keep the scale away from electromagnetic wave source such as microwave oven, mobile phone or wireless network.

Operation without memory:




1. Tap on the glass surface to switch on.
1.1 ----kg displays.

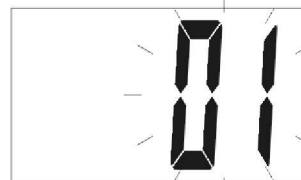


2. Stand onto the scale for when 0.0 appears. Result of weight will flash on the display.
3. Power will go off automatically after stepping down.


Operation with memory (first time use):



1. Tap on the glass surface to switch on.
1.1 ----kg displays.




2. Tap once again before 0.0 appears.
2.1 Memory position blinks. If another position is desired, tap once again to select.



- 2.2 ±----kg/lb displays.

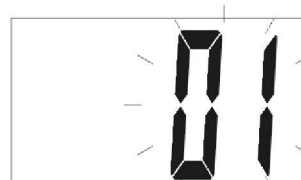


3. Step onto the scale when 0.0 displays.
3.1 Current weight and ±----kg/lb shows alternatively.

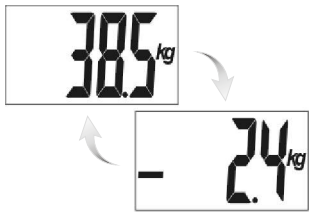


4. Power will go off automatically after stepping down.

Operation with previous memory stored:



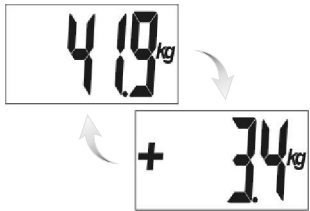
- 1.0 Tap on the glass surface to switch on and tap once again before 0.0 appears.
1.1 Memory position blinks. If another position is desired, tap once again to select.



1.2 Last record and last 2 weights difference shows alternatively.



2.0 Step onto the scale when 0.0 displays.



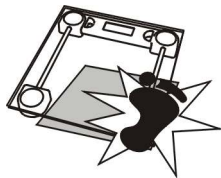
2.1 Current weight and weight difference compared to last record shows alternatively.



3. Power will go off automatically after stepping down.

NOTE: "FFFF" displays when the capacity is overloaded. When the scale is not in use, lay flat on the floor and do not put anything on it.

Warning:
DO NOT STAND CLOSE TO THE EDGE OF THE SCALE.
DO NOT STAND ON THE SCALE WITH WET FEET.



GLASS

FITNESS SCALE

